



TECHNOLOGY

Hardware & Software for Corporations

TOUCHITTM
TECHNOLOGIES



'Y' Series Interactive Flat Panel

- 65" 55", 75" & 85" 4K
- Commercial Grade Panel
- 3 Year On Site Warranty
- On Board Android 5.1 OS
- No Drivers or Calibration



Ultra Narrow Bezel with
integrated 10pt Multi-Touch &
Gesture Support

Anti-Glare, toughened,
tempered glass for protection

Front Control Buttons &
Connectivity Panel



Front Facing 2 x 10W
Speakers

Supported OS



TouchIT Y Series comes with FREE access to the TouchIT App Store,
Contribute App, Contribute Cloud and Oktopus Software.





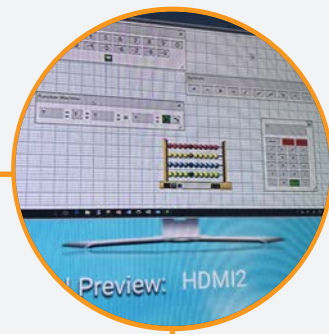



On Board Android - PC Free Operation and more...



On Board Android OS comes with the TouchIT Y Series and it opens up a whole host of possibilities in the meeting room or boardroom. PC Free Operation means you can use the Y Series as a stand-alone unit.

Quickly switch between your Windows/MAC and the Android OS. Control all aspects of the Interactive Flat Panel with the touch sensitive On Screen Display. Looking for one of the popular office applications? No problem; Head over to the TouchIT App Store and download the Apps!




TouchIT App Store



The second generation TouchIT App Store has over 1000+ Apps that are organized into subject areas and categories. All Apps are FREE to download onto the on board Android Operating System that comes with the Y Series TouchIT LED. TouchIT App Store 2 has been optimized for speed and ease of downloading.

Use an App that is not in the store? Let us know and we will test it. If it is Free and if it works on our LED, we can add it to the store in as little as 24 hours!
Try Contribute App - the simplest offline annotation tool around.



Contribute



1. Cloud Storage or Local Files

Dropbox



2. Access Files



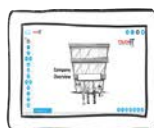
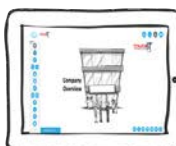
4. Create a Presentation in the Cloud from any web browser



3. Drag into Contribute



5. Distribute & Collaborate



- FREE to use
- Nothing to install
- Runs from any browser
- Create Presentations on Line
- Share and Collaborate with colleagues

Contribute Cloud


Corporate Collaboration made easy!

Contribute Cloud is a Cloud Computing Platform that allows professionals to create presentations in the Cloud from any Web Browser. There is nothing to install, you don't need a fancy computer, just access to the internet and a web browser.

Connect to your Cloud Storage drives or your local computer and drag your files directly into the Contribute workbook. Build up your presentation slide by slide from a variety of different file types. Once created, colleagues can be invited to the session either through a manually created email, or by entering a session ID in a web browser. Your colleagues then receive the lesson on their device, they can collaborate with the presenter on any device.

Multi-Cast allows you to 'cast' your screens wirelessly up to the LED

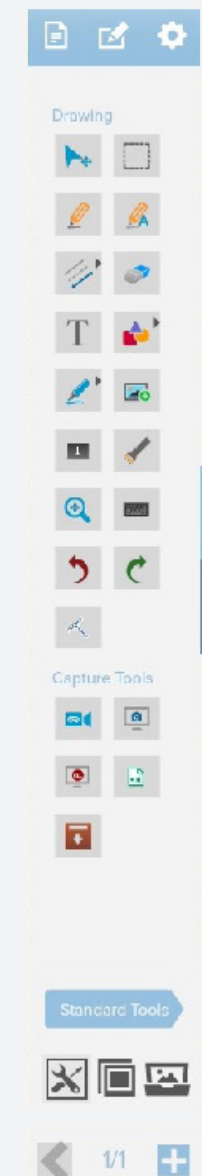
Multi-Cast



Try the software for FREE at <http://contribute.cloud>



Annotation Software



Simple and easy to use annotation tools.

Record Audio & Video of your presentation or training sessions.

Capture and save everything you do at the LED

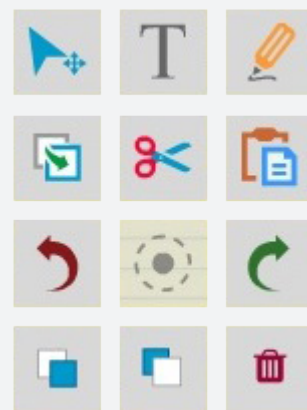
Available in 40+ Languages

Customizable Tool Palette

Compatible with Mac and Windows

Multi-Touch & Multi-Pen for Increased Interaction

Works over browser content & proprietary applications




Did you know you can even use the Oktopus annotation tools over a Microsoft PowerPoint presentation?

Annotation

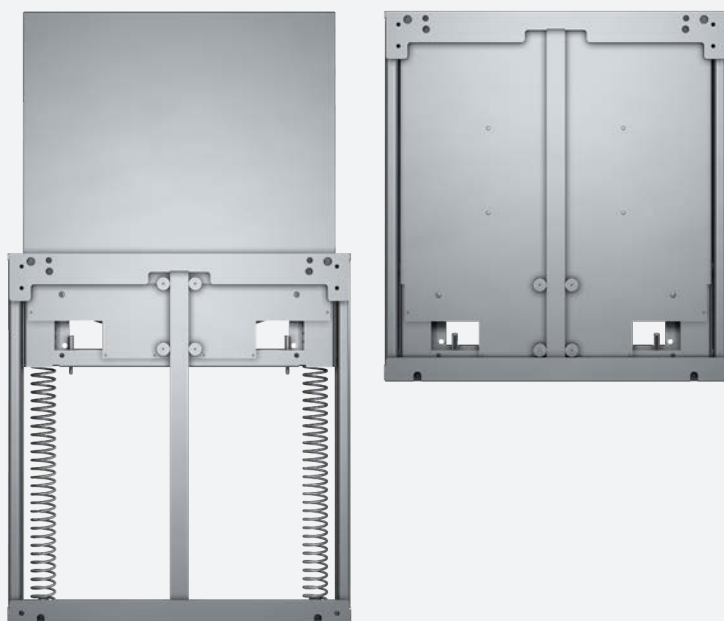


Height Adjustable Stands and Wall Mounts



Is everybody the same height? The answer is of course not! Therefore, how do you choose the optimal height to mount your TouchIT LED? This is always a difficult question so what the BalanceBox range does is that it allows you almost 16" or 40cm of height adjustment. With little to no effort, you can raise and lower even the largest of our touchscreens. This height adjustment is perfect for being able to allow people of different heights access to all parts of the the touchscreen. The BalanceBox is available in a variety of formats. Wall mounted, Supported Wall Mounted (for when the wall cannot bear the weight of the screen itself) or a rolling cart and then there are electric versions too. All products in this range offer the same thing, access to the Interactive Flat Panel for all.

Did you know that with BalanceBox you can raise and lower even the largest 86" Interactive Flat Panel with little to no effort!



Wall Mounted BalanceBox

The BalanceBox® 400 is the perfect solution to move your TouchIT Interactive Flat Panel up and down. The BalanceBox® 400 has a weight capacity up to 90 kg (198 lbs) and a compact design with a stylish stainless steel cover that is hidden behind the screen. The BalanceBox® 400 allows vertical height adjustment of around 15.75" or 400mm

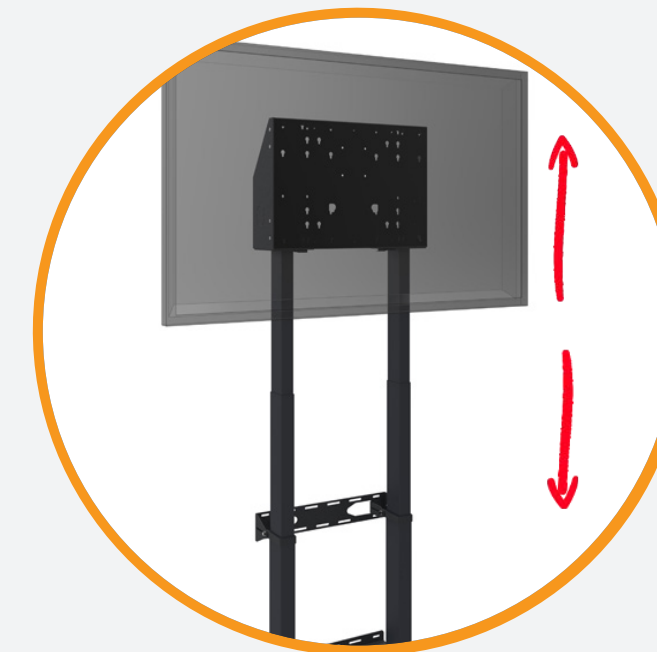
Looking to raise and lower our 86" LED? BalanceBox® 650 is the model for the job with 25.6" or 650mm of height adjustment all with little to no effort from the presenter.

(See page 18 for part numbers)



Rolling Cart / Mobile BalanceBox

- Balances TouchIT Interactive Flat Panels for Feather-Light Vertical Movement.
- 15.75" / 400mm Travel
- Easier to Use and Less Costly than Motorized Solutions
- Part# 0608641030723



Electric Wall Mounted BalanceBox

- 34.25" / 870mm at the touch of a button
- Anti-Collision Feature
- Motor Speed 1.5" / 38mm per second
- UL Recognised and CE (ISO 60950)
- Part# 0608641030686



Electric Rolling Cart / Mobile BalanceBox

- 34.25" / 870mm at the touch of a button
- Anti-Collision Feature
- Motor Speed 1.5" / 38mm per second
- UL Recognised and CE (ISO 60950)
- Part# 0608641030679

Because one height doesn't fit all....



TouchIT Fusion 2 Interactive Table, Easel and LED

Suitable for 55" , 65" & 75"
TouchIT Y Series LEDs

Height adjusting speed is
1.5"/Sec. (38mm/Sec.)

Lowest position of horizontal
flat screen is +/- 29" or 737mm

Highest position of flat screen
is +/- 55" or 1499mm

Electric height adjustable and
electric tilting stand

Large lockable rolling
casters

The TouchIT Fusion 2 is ideal for design and architectural work. Available for TouchIT LED Y Series LED Displays in 55", 65" and 75", the TouchIT Fusion 2 is three products in one! An Interactive Easel, an Interactive Table and an Interactive LED - Choose how you want to use the product at the touch of a button - perfect for any design studio.

The double-column design guarantees the stability needed to work with TouchIT Interactive Y Series LEDs. The wired remote control unit (no batteries) can be placed at a convenient and easy to reach location, allowing the user to adjust the height and tilt angle of the screen safely and quietly.

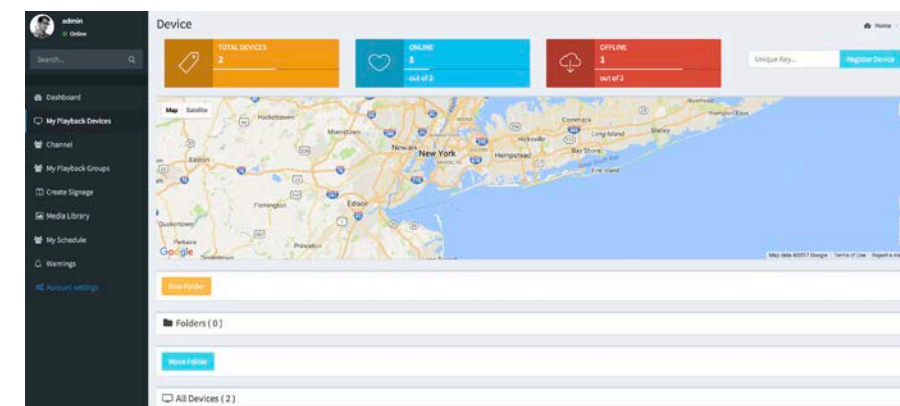
The motorized stand has an anti-collision feature on the height adjust motors to prevent accidental pinching: when the system is moving and senses an obstruction, it will stop and retreat.

Contribute Signage Create, Deploy & Manage

Digital Signage doesn't need to be difficult. Specifically designed to be simple and easy to use for businesses, Contribute Signage combines a web control platform and playback Apps to turn your existing Android and Windows devices into Digital Signage Players. Contribute Signage makes managing all your screens from one place easy!

Login to our web control panel, create your layouts and assign them to channels. Assign the channels to your playback devices, just like you choose a channel to watch on your TV and voila, digital signage!

Change your layouts. Add a playback schedules. Add users with different permissions and much more. All this through the web control panel. We even have built in security messaging that can be pushed to all screens at the touch of a button; ideal for fire drills and evacuation warnings.



Try the software for FREE at <http://www.contributesignage.com>

1. Log onto www.contributesignage.com

2. Upload your
media files



3. Create your Signage in
our WYSIWIG editor



4. Download the Playback App onto
your Machine or LED



5. Register your device



6. Assign a Channel

7. Publish your Signage

8. Manage Everything Remotely

Contribute Signage

Create, Deploy & Manage

Creating signage is quick and easy with out WYSIWIG editor. Upload your media into the media folder, then create your signage. It could not be any easier!



Create Schedule

Add New Schedule

Name
Enter name

Channel
Select Channel

Playback Group
Select Group

Playback Device
Select Device

Layouts
Select Layout

Start Time:
02:20 PM

End Time:
02:20 PM

Days
Monday Tuesday Wednesday Thursday Friday Saturday Sunday

Schedule Status
☐ OFF

Save & Continue

Schedule when and what you want to see on each channel, group or device. Controlling the playback schedule is a very simple process and you can create different schedules for any of your devices, groups or channels - total flexibility.

Instant messaging on cell phones has been common place for years. Why not bring that feature to digital signage? Send warning messages for Building Evacuations and more to all of your screens in the school at the touch of a button. Fast and Simple!

Convert any TV or Interactive LED into digital signage by connecting it to one of our Apps for Android or Windows.

Send Crisis Management Warning Message

Send Crisis Warning Messages

☒ Send Crisis MSG to a Group ☐ Send Crisis MSG to a De

Playback Group
Select Group

Templates

- ☒ Select
- Earthquake
- Evacuate
- Fire Alarm
- Fire Drill
- Intruder
- Custom

Messages Sent (1)

Account Settings

Role Add

Role Name: Receptionist

Permissions

Devices	My Playback Groups	Create Signage	Media Library	Channels
<input checked="" type="checkbox"/> View Devices	<input checked="" type="checkbox"/> View Playback Groups	<input checked="" type="checkbox"/> Create Signage	<input checked="" type="checkbox"/> View Media	<input checked="" type="checkbox"/> View Channels
<input checked="" type="checkbox"/> Register Devices	<input checked="" type="checkbox"/> Create Groups	<input checked="" type="checkbox"/> Edit Signage	<input checked="" type="checkbox"/> Upload Media	<input checked="" type="checkbox"/> Add Channels
<input checked="" type="checkbox"/> Edit Devices	<input checked="" type="checkbox"/> Edit Groups	<input checked="" type="checkbox"/> Edit Signage	<input checked="" type="checkbox"/> Edit Media	<input checked="" type="checkbox"/> Edit Channels
<input checked="" type="checkbox"/> Delete Devices	<input checked="" type="checkbox"/> Delete Groups	<input checked="" type="checkbox"/> Delete Signage	<input checked="" type="checkbox"/> Delete Media	<input checked="" type="checkbox"/> Delete Channels

My Schedules

- ☒ View Schedules
- ☒ Add Schedules
- ☒ Edit Schedules
- ☒ Delete Schedules

Warnings

- ☒ Send Warnings

Account settings

- ☒ User profile Edit
- ☒ Error Reporting

Cancel Save

Add users and have full control over exactly what they are able to do with the Contribute Signage system.

Try the software for FREE at <http://www.contributesignage.com>



Digital Signage Doesn't Need to be Complicated!

Support & Professional Development

Support and Professional Development are very important at TouchIT Technologies. We offer a number of different ways that we can support you with our products from On Site Technical Support to Online Training. Here are a few key examples of what we offer.

3 Year On Site Support comes as standard for all Interactive LEDs. If there is a problem, we'll send out the parts and a technician to fix them at your school. (USA inc Hawaii, Canada & Australia)



At www.touchittechnologies.com we have online resources including:

- | | |
|----------------------|------------------------------|
| Video Tutorials | Online Chat |
| FAQs | Online Training |
| PDF Guides | Online Support Ticket System |
| Demonstration Videos | Email Training |

If you need Technical Support on our products, please either dial 248 764 1084 and select the support option, or email support@touchittechnologies.com

Full e-Learning Online Training Platform at www.touchitttechnologies.com



In-person Training by one of our Specialists



Training Webinars to get to know how to use the Interactive LEDs and Software



Software Options & Accessories

TouchIT Y Series LED	
0608641030471	TouchIT LED Y Series 55" UHD
0608641030488	TouchIT LED Y Series 65" UHD
0608641030495	TouchIT LED Y Series 75" UHD
0608641030501	TouchIT LED Y Series 86" UHD

TouchIT Software	
0608641030402	Oktopus 1
0608641030440	Oktopus 5
0608641030457	Oktopus 10
0608641030419	Oktopus 40
0608641030464	Oktopus.Pres.Site
0608641030426	Oktopus.site

Installation & Training	
0608641030136	On Site Install for LED
0608641030433	1 Day Training for LED



MOBWMK - mobile stand for all Y Series LEDs

TouchIT Fusion 2	
0608641030730	TouchIT Fusion 2

Digital Signage Software	
0608641030747	Contribute Signage (Site License)

Stands & Mounts	
0608641029147	MMT300 Wall Mount
0608641029376	MOBWMK LED Stand
0608641030631 (for 65" & 75")	TouchIT Balance Box 400-90 (480A04)
0608641030655 (for 55")	TouchIT Balance Box 400-70 (480A02)
0608641030648 (for 86")	TouchIT Balance Box 650-130 – (484A08)
0608641030662	Wall Support for TouchIT Balance Box

Additional 2 Year Warranty	
0608641030396	5 Year LED Warranty

UPC Code	0608641030471	0608641030488	0608641030495	0608641030501
Panel Size (Dia.)	55 inches	65 inches	75 inches	86 inches
Native Resolution	3840 x 2160	3840 x 2160	3840 x 2160	3840 x 2160
Max. Display Mode	3840 x 2160	3840 x 2160	3840 x 2160	3840 x 2160
Brightness	300 nits	300 nits	300 nits	300 nits
Contrast	5000:1	5000:1	5000:1	5000:1
View Angle	176°/176°	176°/176°	176°/176°	176°/176°
Response Time	6.5 m/s	6.5 m/s	6.5 m/s	6.5 m/s
Backlight Life	30 000 Hours	30 000 Hours	30 000 Hours	30 000 Hours
Operating Temp.	0-50 C	0-50 C	0-50 C	0-50 C
Operating Humid.	45-80 %	45-80 %	45-80 %	45-80 %
Input Voltage	110-220V (auto)	110-220V (auto)	110-220V (auto)	110-220V (auto)
Power Consump.	< 120 Watts	< 150 Watts	< 180 Watts	< 340 Watts
Standby Power	< 0.5 Watts	< 0.5 Watts	< 0.5 Watts	< 0.5 Watts
CPU	CORTEX A53x2 1.5GHz	CORTEX A53x2 1.5GHz	CORTEX A53x2 1.5GHz	CORTEX A53x2 1.5GHz
GPU	MALI450MP4 (4+2) 600MHz	MALI450MP4 (4+2) 600MHz	MALI450MP4 (4+2) 600MHz	MALI450MP4 (4+2) 600MHz
Memory	1.5G	1.5G	1.5G	1.5G
Flash	8G	8G	8G	8G
Android	Android 5.1	Android 5.1	Android 5.1	Android 5.1
Input Connector	VGA x2, HDMI x2, YPbPr x1, AV x1, USB for Touch x2, USB for PC x1, RJ45 x1,			
	USB for Android x2, Mic x1	USB for Android x2, Mic x1	USB for Android x3	USB for Android x3
Output Connector	AV x1, SPDIF x1, Audio x1		AV x1, SPDIF x1, Audio x1	
Screen Control	RS232 & Remote	RS232 & Remote	RS232 & Remote	RS232 & Remote
Tempered Glass	YES 5mm	YES 5mm	YES 5mm	YES 5mm
Multi-Touch Points?	10	10	10	10
Touch Panel	IR, 10 Points	IR, 10 Points	IR, 10 Points	IR, 10 Points
Built-in Speakers	10W x 2	10W x 2	10W x 2	10W x 2
VESA Mounting Pattern	400 x 400 (M6 bolts)	400 x 400 (M8 bolts)	600 x 400 (M8 bolts)	600 x 400 (M8 bolts)
NET Weight KG	51.5KG	64.5KG	72.5KG	100KG
NET Weight LBS	114 LBS	142 LBS	160 LBS	220 LBS
Dimension (WxHxD) (mm)	1306x787x111	1543x951x66	1758x1066x66	1977x1189x66
Dimension (WxHxD) (inches)	51.4 x 31 x 4.4	60.7 x 37.4 x 2.6	69.2 x 42 x 2.6	77.8 x 46.8 x 2.6
Gross Weight KG	60 KG	75 KG	88 KG	115 KG
Gross Weight LBS	13 2LBS	165 LBS	194 LBS	254 LBS
Packaged Dimensions (WxHxD) (mm)	1420x850x260	1700x1150x260	1950x1300x260	2150x1400x260
Packaged Dimensions (WxHxD) (inches)	55.9 x 33.5 x 10.2	66.9 x 45.3 x 10.2	76.8 x 51.2 x 10.2	84.6 x 55.1 x 10.2
Frame Color	Silver	Silver	Silver	Silver
OPS Docking Slot	No	No	No	No



TouchIT Technologies
10222 Pecan Park Blvd.
Suite 3
Austin, TX 78729
USA
sales@touchittechnologies.com

USA - 248 764 1084
UK - 0208 819 9641
AUSTRALIA - 0290 370 130
ASIA PAC Sales +85 258 083 087

Who are TouchIT Technologies?

TouchIT Technologies was founded in 2008 and began manufacturing Interactive Whiteboards. Today, we are a US company that focuses exclusively on the manufacturing of Interactive LED's and development of interactive software. We sell products to over 30 countries worldwide to a variety of vertical markets and have offices not only in the US but also in Europe and Asia.